

SINGAPORE TATLER

# HOME

HOME & INTERIOR DESIGN MEDIA OF THE YEAR



ECLECTIC  
FEAT

AN ARTFUL ASSEMBLAGE  
OF COLOUR, PATTERN AND  
TEXTURE THAT INSPIRES

\$8.00



8 888817 934778



# EASTERN SOJOURN

*From stylish conversions to ambitious architectural projects, these new design-led hotels are Asia's most celebrated openings*



## THE MURRAY

Originally designed by architect Ron Phillips, the former government block known as The Murray Building in Hong Kong gets a second life as a luxury hotel. British studio Foster and Partners led the restoration project, revitalising the building to house 336 luxurious suites. Opening in January 2018, its elegant interior reflects the clean lines of the Modernist structure, and comes with a rooftop bar and restaurant with a killer view of the city. [wharfhotels.com](http://wharfhotels.com)



VUE HOTEL HOUHAI

Framed by the neighbouring park and Houhai lake, this new hotel pairs its serene setting with architectural cues to local heritage. The first property of the Design Hotels group in Beijing, the hotel comprises a series of transformed buildings from the 1950s, which contain 80 rooms and suites. Its cohesive look—from the landscape, interior, furniture to brand strategy—was the brainchild of Singapore-based studio Ministry of Design. [designhotels.com](http://designhotels.com)



CAPELLA SHANGHAI

Situated in the French Concession district, this property was once one of the original gated communities in the city. Originally conceptualised by the late Indonesian designer Jaya Ibrahim and completed by Blink Design Group, the luxury resort blends elements of traditional Chinese architecture with French flair—Impressionist artwork and European-style furniture are paired beautifully with silk wallpaper, and Art Deco-style mirrors. [capellahotels.com/shanghai](http://capellahotels.com/shanghai)



THE SUKHOTHAI SHANGHAI

Designed by interdisciplinary practice Neri & Hu, the newest Sukhothai hotel is scheduled to open in March 2018 on Nanjing Road. The hotel's 201 luxurious rooms and suites include fit-outs and ergonomically designed furniture in the firm's grey, brown and white palette. The hotel also has a state-of-the-art fitness centre overlooking a 25-metre indoor heated pool, so business travellers can get their exercise come rain or shine. [sukhothaishanghai.com](http://sukhothaishanghai.com)

BY HONG XINYING AND MICHELE KOH MOROLLO IMAGES COURTESY OF RESPECTIVE BRANDS



# REPORT

# COLOURFUL CANVAS

REFRESH YOUR INTERIORS WITH VIBRANT TEXTURES THAT WILL GIVE ANY SPACE AN INSTANT UPLIFT—FROM STYLISH TEXTILES TO STATEMENT WALLPAPER, WE SHARE THE TRENDS TO WATCH AND THE MYRIAD WAYS TO REDECORATE YOUR ABODE

BY HONG XINYING, NIKKI HUNT, MICHELE KOH, MOROLLO MAIN IMAGES POLLACK/ALTFIELD INTERIORS OTHER IMAGES COURTESY OF RESPECTIVE BRANDS

## CREATIVE TEXTURES

Create a characterful statement wall with the new *Ambiance Desert* paint collection by Dulux, which features rugged textures that hark to a sunny day by the beach. The brand's *Ambiance Glitter* can also be added to this finish to give your wall a subtle shimmer. To achieve the look, enlist the help of specialised painters, who will apply the paint in an artful criss-cross pattern onto the *Ambiance All* base coat. [duluxambiance.com.sg](http://duluxambiance.com.sg)



## Under the Tuscan Sun



Bring home the vibrant atmosphere of the Italian city of Siena with the new *Ardecora* collection by Zimmer + Rohde. Titled *Palio di Siena*, it features upholstery fabrics inspired by the horse race held annually in the Tuscan city. Think graphic motifs and fluid lines that draw their cues from the patina and ornamental style of historic buildings, paired with a dash of mustard accents, serene greens and pale blues.

Available at Cetec; [zimmer-rohde.com](http://zimmer-rohde.com), [cetec.com.hk](http://cetec.com.hk)

### ON THE FRINGE

Add a beautiful edge to your upholstery with trimmings from the *Inca* collection by Samuel & Sons. Featuring a contemporary take on geometric forms inspired by the

*Inca*, Aztec and Mayan civilisations, it's crafted with a variety of natural fibres. Highlights include the *Mayan* border, which features a diamond motif that's reminiscent of an ikat woodblock print, as well as the leaf motifs on the *Marisol* border, which are embroidered and hand-appliquéd with metallic beads. Available at [Altfield Interiors](http://Altfield Interiors); [samuelandsons.com](http://samuelandsons.com), [altfield.com.hk](http://altfield.com.hk)



## Flight Of Fancy

Create wondrous vignettes with the wallcoverings from *Tenue de Ville*. The brainchild of Belgian designer Alexia de Ville de Goyet, the wallpaper brand has launched its third collection, *Balsam*, which features whimsical details including hummingbirds in flight, stormy skies in fantastical hues, a cloud of blooming peonies and other botanical motifs. Available at [Tatum Singapore](http://Tatum Singapore); [tenueville.com](http://tenueville.com), [tatumcompany.com](http://tatumcompany.com)



## VELVET CRUSH

The plush texture of velvet instantly creates a romantic mood—and this selection by Pierre Frey ups the drama of this fabric with a bold diamond design. Created in collaboration with interior designer India Mahdavi, the collection pairs gem tones with the stylised pattern on velvet, creating an array of eye-catching textiles that are at once vibrant and contemporary.

Available at [Romanez](http://Romanez); [pierrefrey.com](http://pierrefrey.com), [romanez.com.sg](http://romanez.com.sg)

## Finnish Lines

Instantly add a cosy touch to any space with hand-crafted rugs. Homegrown label *The Rug Maker* goes back to the basics, with a collection inspired by the unique weaves of the materials used to create it. Titled *Supertextures*, the collection comprises four rugs in three colour schemes with subtle geometric prints, created in collaboration with local designer Tiffany Loy and Finnish woven rug producer *VM-Carpet*.

[therugmaker.com.sg](http://therugmaker.com.sg)





1



2



1



2



3



4

## TACTILE TRENDS


Fabrics are an essential part of any interior—the textiles you choose will set the mood of a space and dictate the cohesiveness of your design concept. Here's a look at how to apply these four trends to your home

### COLOURS

#### PASTELS & JEWEL TONES

Pastels can add a soothing sense of calm to your home—use soft tones such as powder pink, baby blue, lavender, mint or muted yellow in your bedrooms to help put you in a more relaxed mood. Pastel curtains allow more natural light to pass through than darker curtains, so your interiors will also feel brighter. “Pastels can help create a natural and relaxing ambience in your home,” says Winnie Wong, the managing director of home furnishings purveyor Cetec. “When used on drapery, it can soften heavy fit-out and furnishing materials such as wood or concrete.” She recommends Zimmer + Rhode's Hodson McKenzie and Monaco collections, which offer sophisticated pastel fabrics in linen, silk, wool or cotton, as well as Sahco's selection of romantic, sheer day curtains that are available in a variety of dreamy candy-coloured shades.

If you prefer a more opulent mood for your abode, try accents in bold jewel tones, which can add a shimmer of glamour to your home. “I love playing with jewel tones because they're so rich and vibrant,” says Julia Kong, the group brand and marketing head for Acacia Fabrics. “Take a rich ruby wing chair with white piping, for instance—it will look beautiful when placed against dark wooden furniture with gold embellishments.” For a punchy colour contrast, Kong also suggests pairing a lively jewel-toned turquoise curtain with a yellow pastel armchair. “Try combining deep, strong jewel tones with more neutral-coloured fabrics, as this helps to maintain a sense of equilibrium within the space.”



3

4



6

1, 4, 5. The 2017 Sahco collection from Cetec 2. Baron collection from Acacia Fabrics 3. Hodson McKenzie's Latham collection by Zimmer + Rhode, from Cetec 6. The Cinema collection by Zimmer + Rhode, from Cetec



5



6



8

7

### PATTERNS

#### GEOMETRIC PRINTS & SOPHISTICATED STRIPES

Geometric prints are having a strong moment right now. Amanda Clark, the co-founder of Altfield Interiors, believes it's a reaction to too many years of minimalism, which leans towards neutral, single-colour fabrics. “Mid-Century Modern furniture has been popular for several years now and this has led to a renewed interest in patterns from the same era, which include bold geometric forms,” says Clark. She adds that there's been a recent surge in interest in dramatic two-tone geometric prints, such as those in Pollack's Fall 2017 collection. “Modern interpretations of tribal and geometric designs are also trending at the moment. These include the Itza outdoor fabric from Pollack, which are inspired by ethnic textile designs.”

Sophisticated stripes are also in vogue—according to Clark, these linear designs can give rooms a crisp and tailored look while breaking up large monochrome spaces. “The French and English use them wonderfully on walls, while the Americans tend to use them for upholstery on armchairs or dining chairs,” she says. Stripes, such as those in Loro Piana's seaside collection (available in both light and heavy fabrics), can add a touch of formality and a hint of masculinity to any room.

SOPHISTICATED STRIPES GIVE ROOMS A HINT OF MASCULINITY WHILE ADDING VISUAL INTEREST TO LARGE MONOCHROME SPACES

1, 2. Sahco's 2017 collection, from Cetec 3. Loro Piana's Essence of blends collection, from Altfield Interiors 4. Sumi fabric from Pollack's Piece by piece collection, from Altfield Interiors 5. Sierra collection by Nobilis, from Cetec 6. Inlay fabric from the Contesseration collection by Weitzner, from Altfield Interiors 7. Windrose collection by Loro Piana, from Altfield Interiors 8. Love Letters collection by Travers, from Cetec



**MIX PLAIN VELVET WITH PATTERNED AND CUT VELVET TO CREATE SUMPTUOUS LAYERS OF COLOUR AND TEXTURE**




**MATERIALS VELVET & WOVEN TEXTURES**

When it comes to bringing interesting textures into your home, velvets and woven textiles are all the rage. “Velvet is soft, feels amazing and is suitable for Singapore’s climate,” says interior designer Karen Gan of Karen Gan Design. She suggests mixing plain velvet with patterned and cut velvet to create sumptuous layers of colour and texture within your abode. Weitzner and Nobilis are two brands that offer a good choice of plain or patterned velvet fabrics, which can be used to imbue sofas, high-backed wing chairs, throw pillows, banquette seats and curtains with a luxurious look and feel.

Woven fabrics can certainly add an extra visual layer to your home—even those that are mono-coloured have a strong three-dimensional quality that reflects light and adds visual interest to a room. “Single-coloured textiles with strong textures have always been popular for large pieces of furniture,” says Amanda Clark of Altfield Interiors. “Recently, I’ve noticed a strong interest in more patterned weaves such as tweeds and herringbone designs. I think this is also linked to the revival of Mid-century Modern interiors.”

Winnie Wong of Cetec thinks that woven fabrics are popular because they’re subtle, versatile and timeless. “Woven fabrics such as tweeds with contrasting multicoloured yarns can be used to add character to almost any surface—be it headboards, bedframes, wardrobe panels or loose furniture,” she says. If you’re using a woven fabric for upholstery, it’s important to feel the fabric in a larger sample so you can ensure it’s not scratchy or too rough for your liking.

- 1. Velvet upholstery by TheSign, from Altfield Interiors
- 2. Woven upholstery by Sahco, from Cetec
- 3. Octavia collection from Acacia Fabrics
- 4. Weitzner Royale pillows, from Altfield Interiors
- 5. Woven upholstery by Nobilis, from Cetec
- 6. Woven upholstery by Zimmer + Rhode, from Cetec



**TRIMMINGS BORDERS & BRAIDS**

Borders are also seeing a renaissance, as designers use them to add detail and definition to rooms in modern and creative ways. “For curtains, you can use stunning wide-embroidered tapes with geometric designs to add a couture look to a room,” says Amanda Clark. “Brands such as Samuel & Sons are working with wonderful materials, embellishing borders with materials like glass and sequins.”

Another good idea is to use a velvet border on sheer curtains to add weight and volume to the light drapery. “This is particularly suitable for curtains used with high ceilings, where additional fabric may be needed so that the curtains can touch the ground,” says Karen Gan. Borders in contrasting colours can also be added as piping to upholstered furniture. This can help emphasise the shape of the piece by giving it a more defined outline.

Tassels and tiebacks are also being used to enliven drapery or furniture. Introducing a band of tassels on the skirt of a chair or tablecloth can help draw attention to the form of a furniture item, and add a personalised touch to the piece. Luxurious tassels and embroidered borders, such as those from the Travers and Passementerie collections by Zimmer + Rohde can elevate a simple ottoman or throw cushion, while tiebacks from Sahco’s accessories collection range from contemporary leather bands to ethnic-inspired bead-like cords that can transform a simple curtain into a sophisticated work of art.

- 1, 6. Travers borders and trimmings by Zimmer + Rhode, from Cetec
- 2. The Oberon collection by Samuel & Sons, from Altfield Interiors
- 3, 4. Shangri-La collection by Samuel & Sons, from Altfield Interiors
- 5. Savanna accessories by Sahco, from Cetec
- 7. Bedroom interior by Karen Gan Design



**ACACIA FABRICS**  
10 Ubi Crescent  
#04-03 Ubi Techpark  
Tel: 6743 0060  
acaciafabrics.com

**ALTFIELD INTERIORS**  
1 Magazine Road  
#07-10 Central Mall  
Office Tower  
Tel: 6909 2768  
altfield.com.hk

**CETEC**  
36 Armenian Street  
#02-05  
Tel: 6634 5998  
cetec.com.hk

**DULUX**  
dulux.com.sg

**ROMANEZ**  
9 Muthuraman Chetty Road  
#04-01 APS Building  
Tel: 6463 9330  
romanez.com.sg

**TATUM SINGAPORE**  
29B Keong Saik Road  
(By appointment only)  
Tel: 6221 2524  
tatumcompany.com

**THE RUG MAKER**  
1093 Lower Delta  
Road #02-20  
(By appointment only)  
Tel: 6270 2823  
therugmaker.com.sg



## PATTERN PLAY

When patterns are successfully combined, it raises the design to the level of a harmonious symphony—Nikki Hunt of Design Intervention shares how to master the art of mixing prints

A skilful designer is like a conductor of an orchestra, guiding his or her instruments to work together to complement—rather than compete—so that each element enhances the next to create a beautiful concerto. Colour, light, shape, texture, scale and pattern are the instruments of design, but nothing adds depth like pattern to an interior.

To many homeowners, mastering the art of combining patterns can be the most daunting of all decorating tricks. Many worry that mixing different patterns together will overpower the room, giving it a busy, messy feel. But patterns and serenity certainly aren't mutually exclusive.

### HARMONIOUS HUES


Combining patterns doesn't have to be hard—they don't always have to match. Like all elements of decorating, they simply have to complement. The easiest way to mix patterns is with colour. Feel free to mix florals, ikats or modern motifs, as long as they share a common palette.

When mixing patterns, it's also important to consider size and scale. The best-looking rooms will feature a variety. For

example, try using a large pattern on larger areas such as rugs or walls, medium-scale patterns on furniture and smaller ones on accessories such as throw pillows. Ensure that varying patterns are interrupted with swathes of plain spaces—this will provide a resting place for the eye and prevent the room from feeling too busy.

### SURFACE MATTERS

Think beyond soft furnishings—in fact, floors and ceilings are two of my favourite surfaces. Walls, floors and doors are all surfaces that can be enhanced with a pattern, especially when working with art collections that take pride of place on the walls.

If you're feeling daring, try incorporating patterns on the architectural and soft elements of the decor scheme. In one home, for instance, we interrupted a highly patterned and colourful wallpaper with an intricately patterned fretwork detail. The fretwork pattern conceals the air-con grilles, while also providing a resting point from the strong use of colour in the room. At the end of the day, these rules aren't set in stone, so use your judgment based on the room, the pattern and the place you want to use it. 

IMAGES COURTESY OF DESIGN INTERVENTION

# MAKE A SPLASH

Turn your bathroom into a characterful alcove with visually and texturally engaging details that captivate



BY MICHELE KOH MOROLLO MAIN IMAGE WALL & DECO OTHER IMAGES COURTESY OF RESPECTIVE BRANDS

**W**hen designing our homes, we often give plenty of attention to the living and dining rooms as well as the kitchen.

But bathrooms also have great potential for creating a design statement. Besides crafting a soothing space where you'll love to linger, your bathroom is an ideal place to experiment with visually captivating materials and finishes.

Before working on your bathroom decor scheme, it's important to start with the spatial planning. "Begin with the layout of your bathroom," says Larry Lim, the managing partner of local design firm Summerhaus D'Zign. "If you have curved bathroom walls, mosaic is a natural choice. I like to use bigger pieces of stone on the walls as it reduces grout lines, which is not only more aesthetically pleasing, but also easier to clean and maintain." However, he warns that for smaller bathrooms and powder rooms, large stone or tile slabs might not be ideal for the flooring. "These materials don't offer sufficient gradient to guide water flow towards the floor trap," he says—and suggests avoiding porous marble for wet areas.

To add a graphic punch to your bathroom, Andy Lim, the managing director of mosaic tile supplier GF+A Global, suggests using pixel mosaics for a feature wall. You can also blend mosaic pieces of different shades and colours to create wall art with a three-dimensional effect. Stylish options include the glass mosaics by Sicis or the ceramic surfaces by FMG. "You can also use a few decorative tiles on the floor, or incorporate a designer sink and bathtub," he adds.

## MOSAIC MOMENT

A brand synonymous with mosaic wall and floor art, Italian manufacturer Bisazza has worked with respected designers including Marcel Wanders, Alessandro Mendini and Jaime Hayón to create visually arresting collections. Their mosaics have been used in the spas and pools of hotels such as the Capri Palace Hotel & Spa and The Peninsula Hong Kong, and will certainly bring a touch of luxury to your bathroom.



*"USE BIGGER PIECES OF STONE ON THE WALLS AS IT REDUCES GROUT LINES, WHICH IS NOT ONLY MORE AESTHETICALLY PLEASING, BUT ALSO EASIER TO CLEAN AND MAINTAIN"*

## ELEMENTS OF STYLE

Cast away the misconception that wallpaper can't be used on bathroom walls. The Wet System collection from Wall & Deco features a patented finishing that combines water-resistant properties with the brand's stunning array of decorative wallcoverings. Resistant against yellowing and aggressive bathroom cleaning detergents, these wallpapers can be applied to myriad surfaces including cement, glass, concrete and even ceramic tiles.



Jeffrey Tay, the director of Bathroom Gallery, suggests looking to a mix of materials such as cast iron and waterproof wood to add interesting textures to your bathtubs and sinks. "Freestanding baths allow you to be flexible with colour," says Tay. "Cast-iron tubs usually come painted with an undercoat, ready for you or your decorator to add the final shade." Following their lead, look to these products to up the wow factor in your bathroom.



*BLEND MOSAIC PIECES OF DIFFERENT SHADES AND COLOURS TO CREATE WALL ART WITH A THREE-DIMENSIONAL EFFECT*

**GLITTERY GEMS**

Another renowned glass mosaic brand, Sicis brings a touch of Hollywood glamour to your bathroom. With shimmering sheens that resemble those of precious stones and seashells, Sicis mosaics come in a wide range of mesmerising colours, shapes and patterns, and can be mixed and matched to create stunning wall murals and elegant vanity tops.




**DIAMOND DIP**

Inspired by the facets of diamonds, the new Bijoux collection of bathtubs and basins is design maven Kelly Hoppen's second collaboration with Australian bath couture brand Apaiser. Juxtaposing angular gem-like external surfaces with smooth interiors, the Bijoux range conveys structural gravitas, while the faceted sections create interesting light and shadow play. "I wanted to create a collection that was a balance between hard edges and sensual curves," says Hoppen.



**METALLIC FLOW**

It's not just walls and floors that can be visually interesting—your faucets can be just as glamorous. Add a touch of opulence with Hansgrohe's Axor range, which are available in stunning metallic finishings. The sleek silhouettes of Axor's collections created by Antonio Citterio, Barber & Osgerby, and Philippe Starck can elevate even the most minimal of bathroom designs.



**LOCAL CHARACTER**

Add a touch of Singaporean flavour to your bathroom with the My Home collection from Onlewo. Inspired by the clean lines and geometric patterns of HDB flats, these cement tiles feature patterns that evoke the colourful facades of the residential blocks. Handmade in Vietnam, these cement tiles can be arranged in several tessellating designs that will create a graphic impact, whether on the walls or floors.



**ELEGANT ACCENTS**

Pair the myriad textures in your bathroom with sleek cabinetry to let the design scheme speak for itself. The streamlined look of the Finion collection from Villeroy & Boch includes modular shelves, cabinets and more accessories that feature clean lines and dimmable light features. Besides classic black, white and grey, these cabinetry solutions are also available in sprightly shades such as soft blue, violet and vibrant yellow.

**CREATIVE ANCHOR**

If you think that bold prints and graphics are out of the question for bathroom sinks, think again. Kohler's Artist Editions bathroom products include intricate designs such as Imperial Blue, which is as exquisite as a Ming vase; the Marrakesh single-hold bathroom sink faucet, with its intricate Moroccan motifs; and the glamorous Briquette faceted glass sink, which is available in seven different shades.



**PATTERNS THAT POP**

Made by artisans who use traditional Moroccan cement tile-making techniques, the vibrant geometric tiles by Popham will bring a touch of Moorish influence and colour into your bathroom. All tiles by the Marrakesh brand can be mixed and matched in an almost endless array of pattern and colour combinations, providing ample opportunities for pattern play within your bathroom.



**APAISER**

23 Mosque Street  
Tel: 6223 2378  
apaiser.com

**BISAZZA**

MOSAICO  
240A River Valley Road  
Tel: 6836 3618  
bisazza.it  
mosaico.sg

**SICIS**

GF+A GLOBAL  
24 Mohamed Sultan Road  
Tel: 6222 2112  
sicis.com  
gflaglobal.com

**HANSGROHE**

69 Mohamed Sultan Road  
Tel: 6884 5060  
hansgrohe.com.sg

**KOHLER**

KOHLER EXPERIENCE  
CENTER SINGAPORE  
52/56 Peck Seah Street  
Tel: 6224 0039  
kohler.com.sg

**ONLEWO**

AN HUAT TRADING  
53 Zion Rd  
Tel: 6737 6400  
onlewo.com

**POPHAM DESIGN**

pophamdesign.com

**VILLEROY & BOCH**

BATHROOM GALLERY  
25 Changi South Avenue 2  
Tel: 6546 5900  
villeroy-boch.com.sg  
bathroomgallery.com.sg

**WALL & DECO**

DESIGN HUB  
30 Tuas Bay Drive  
Tel: 6686 2002  
wallanddeco.com  
designhub.com.sg

# TABLE TALK

Pick the right anchor piece to create a dining space that suits your style of entertaining

It's often said that the kitchen is the soul of the home, where meals are crafted and savoured—with the adjoining dining area being as significant, especially for those who love to entertain. The dining table anchors the decor scheme of this communal space, so make sure you pick the piece that works best with your meal habits and entertaining style.

According to Tan Sze Ling, design director of Topic Studio, rectangular tables are the most common choice for good reason. “They show the social hierarchy of the crowd, with the host and hostess often at the head of the table, so this shape is good for formal business dinners,” explains Tan. An alternative would be the oval table—similar in style to a rectangular table, it occupies less space visually and is a good choice for narrow dining rooms. “Round tables have softer lines and can help create a more intimate and friendly atmosphere, although they are less ideal for larger gatherings,” adds Tan.

Jean Wee, the chief operating officer of Marquis Furniture Gallery, says that a dining table should be proportionate to the size of the room. It should also allow enough space of easy movement. “If you throw large parties frequently, you can have your table custom-made to suit your purposes,” says Wee. “Some brands such as Meridiani offer customisation services, so you can request to have a table made in just the right size for your home.”

To help you along, here are some ideas for dining set-ups that will work in harmony with how you entertain.



## FOR THE AVID ENTERTAINER

### VERSATILE RECTANGULAR TABLES

If you like to keep things casual during house parties, extendable tables are a smart choice. Consider Desalto's Skin Fix extendable table by Marco Acerbis, with an extruded aluminium frame and tops in toughened 6mm or 8mm ceramic. Another worthy contender is the Extra table by Andreu World, which works well as a side table for buffet spreads. For impromptu gatherings, it helps to have stackable chairs such as Vitra's versatile HAL A-Stacker by Jasper Morrison, which are easy to store away when extra floor space is needed. Complete the tableau with sweets and treats served in elegant tableware from Christofle's Constellation collection. Designed by Japanese studio Nendo, the collection features a recurring cherry blossom motif on lacquered trays, pots, chopsticks and other pieces in three colours: powder pink, almond green and midnight blue.



- 1. The Skin Fix table by Marco Acerbis for Desalto
- 2. Vitra's versatile HAL A-Stacker by Jasper Morrison
- 3. The Kevin table by Porada
- 4. The Constellation collection by Nendo for Christofle
- 5. Extra table from Andreu World



BY MICHELE KOH MOROLLO MAIN IMAGE MERIDIANI OTHER IMAGES COURTESY OF RESPECTIVE BRANDS

**FOR FAMILY GATHERINGS**

**ROUND TABLES WITH A LAZY SUSAN**

Round tables are ideal for Asian-style family meals where everyone helps themselves to communal sharing portions. Designed by Jean-Louis Deniot for Baker, the Heliodor dining table is a great choice. Built with an ivory gloss and antique bronze pedestal, a lazy susan, and available with wood or metal tops, the Heliodor is a sophisticated way to deliver a lavish multi-course feast. Another stunning circular table is Thayl, designed by Gabriele and Oscar Buratti for Porada. With angular details that bring to mind a geomancy compass, the Thayl offers a cosmopolitan twist to the Chinese-style round table. Then bring the best of East and West to your table with Vista Alegre's Blue Ming—a dinnerware collection by Marcel Wanders that marries the motifs of Chinese ceramics with the century-old Dutch tradition of Delft Blue porcelain.



*“ROUND TABLES HAVE SOFTER LINES AND CAN HELP CREATE A MORE INTIMATE AND FRIENDLY ATMOSPHERE”*

**FOR STYLISH SOIREES**

**TABLES WITH MIXED MATERIALS**

Few other surface materials convey luxury and sophistication as eloquently as marble, glass and wood. The Bolero table by Poltrona Frau, with its deep-veined Calacatta Oro marble and triangular section profile, has a cool contemporary look that helps remove some of the stuffiness that sometimes accompanies formal affairs. For a luxurious wood table, consider the Alston by Bentley Home—its sleek, retro-inspired design oozes '60s glamour. Up the plush factor with curvy Palmyra dining chairs by Visionnaire—designed with comfy polyurethane and memory foam padding, and available in leather or velvet fabric upholstery with quilted finishings, these chairs will certainly help your guests feel at ease.

6. The Heliodor table designed by Jean-Louis Deniot for Baker 7. The Bolero table from Poltrona Frau 8. Vista Alegre Blue Ming plates by Marcel Wanders 9. The Bolero table and Montera chair from Poltrona Frau 10. The Palmyra dining chair from Visionnaire 11. Bentley Home's Alston table



**FOR CREATIVE ENDEAVOURS**

**TABLES WITH ECLECTIC DETAILS**

If your close circle of friends and associates are creative types who appreciate art and culture, then dining tables with unusual shapes, colours or materials will certainly make the right impression. The wooden frame and concrete top of Meridiani's Joi table by Andrea Parisio offers an interesting harmony of textures with a sleek industrial feel. For more intimate dinners with just four to six guests, consider Meridiani's Plinto Square. With its light-structured metal base and tops of marble, wood or lacquered surfaces, the Plinto Square is an interesting sculptural play of solid and voids that works well with Art Deco style. A good accompanying chair is the Archetto by MisuraEmme, which has a clean, modernist form. Complete the scene by introducing a touch of whimsy with Seletti's Hybrid collection, which pair contrasting prints on plates, cakestands and flatware.



12. The Plinto square table from Meridiani 13. The Hybrid collection from Seletti 14. The Joi table by Andrea Parisio for Meridiani 15. Archetto chair from MisuraEmme



**ANDREU WORLD & DESALTO**  
XTRA  
6 Raffles Boulevard  
#02-48 Marina Square  
Tel: 6336 0688  
andreuworld.com  
desalto.it  
xtra.com.sg

**BAKER & POLTRONA FRAU**  
PROOF LIVING  
2 Orchard Turn  
#04-16 Ion Orchard  
Tel: 6509 0555  
bakerfurniture.com  
poltronafrau.com  
proof.com.sg

**BENTLEY HOME, MERIDIANI, MISURAEEMME, PORADA & VISIONNAIRE**  
MARQUIS QSQUARE  
16 Tai Seng Street  
Tel: 6383 0119  
bentleymotors.com  
meridiani.it  
misuraemme.it  
porada.it  
visionnaire-home.com  
marquis.com.sg

**CHRISTOFFLE**  
581 Orchard Road  
#02-11/12  
Hilton Shopping Gallery  
Tel: 6733 7257  
christoffle.com

**SELETTI**  
seletti.it

**VISTA ALEGRE**  
vistaalegre.com

**VITRA**  
Vitru by Grafunkt  
9 Raffles Boulevard  
#02-32 Millenia Walk  
Tel: 6336 6046  
vitra.com